

5749721-3 ✓ ACTIVE

AMPLIMITE | AMPLIMITE 0.50 Series


TE Internal #: 5749721-3

PCB D-Sub Connectors, Receptacle, Cable-to-Board, 28 Position,
1.27 mm [.05 in] Centerline, 2 Row, Standard Profile, Vertical,
AMPLIMITE 0.50 Series

[View on TE.com >](#)



Connectors > D-Shaped Connectors > D-Sub Connectors > PCB D-Sub Connectors > AMPLIMITE D-Sub Receptacle Assembly: Vertical, 1.27mm



Connector & Housing Type: **Receptacle**

Connector System: **Cable-to-Board**

Number of Positions: **28**

Centerline (Pitch): **1.27 mm [.05 in]**

Number of Rows: **2**

[All AMPLIMITE D-Sub Receptacle Assembly: Vertical, 1.27mm \(45\)](#)

Features

Product Type Features

Grounding Indents	Without
Grounding Straps	Without
Grounded	No
Shell Type	Full Metal Shell
Connector & Housing Type	Receptacle
Connector System	Cable-to-Board
Sealable	No
Connector & Contact Terminates To	Printed Circuit Board
Shielded	Yes
Connector Type	Connector Assembly
Product Type	Connector

Configuration Features

Number of Positions	28
Number of Rows	2
PCB Mount Orientation	Vertical

Body Features

Bracket Material	Zinc
------------------	------



Bracket Plating Material	Nickel over Copper
Post Plating Material	Tin over Nickel
Connector Profile	Standard
Shell Material	Carbon Steel
Shell Plating Material	Nickel over Copper

Contact Features

Contact Mating Area Plating Material	Gold or Gold Flash over Palladium Nickel
Contact Underplating Material	Nickel, Palladium Nickel
PCB Contact Termination Area Plating Material	Tin
Contact Base Material	Phosphor Bronze
Contact Current Rating (Max)	1 A
	30 μ m

Termination Features

Grounding Clips	Without
Termination Method to Printed Circuit Board	Through Hole - Solder
Termination Post Length	3.18 mm[.125 in]

Mechanical Attachment

PCB Mount Alignment	Without
Panel Mount Feature	Without
PCB Mount Retention	With
PCB Mount Retention Type	Mounting Hole
Mating Retention	With
Mating Retention Type	Latch
Connector Mounting Type	Board Mount
Mating Alignment	Without
Mounting Hole Diameter	2.77 mm[.109 in]

Housing Features

Centerline (Pitch)	1.27 mm[.05 in]
Housing Material	Thermoplastic
Housing Color	Black

Dimensions

Row-to-Row Spacing	2.54 mm[.1 in]
--------------------	----------------



Usage Conditions

Operating Temperature Range	-55 – 105 °C[-67 – 221 °F]
-----------------------------	----------------------------

Operation/Application

Circuit Application	Signal
---------------------	--------

Industry Standards

UL Flammability Rating	UL 94V-0
------------------------	----------

Packaging Features

Packaging Method	Tube
Packaging Quantity	13

Product Compliance

[For compliance documentation, visit the product page on TE.com>](#)

EU RoHS Directive 2011/65/EU	Compliant
EU ELV Directive 2000/53/EC	Compliant
China RoHS 2 Directive MIIT Order No 32, 2016	No Restricted Materials Above Threshold
EU REACH Regulation (EC) No. 1907/2006	Current ECHA Candidate List: JUNE 2022 (224) Candidate List Declared Against: JAN 2021 (211) Does not contain REACH SVHC
Halogen Content	Not Low Halogen - contains Br or Cl > 900 ppm.
Solder Process Capability	Reflow solder capable to 260°C

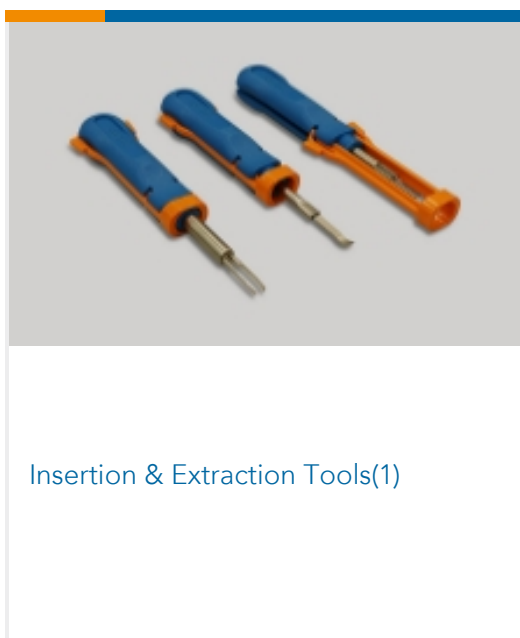

Product Compliance Disclaimer

This information is provided based on reasonable inquiry of our suppliers and represents our current actual knowledge based on the information they provided. This information is subject to change. The part numbers that TE has identified as EU RoHS compliant have a maximum concentration of 0.1% by weight in homogenous materials for lead, hexavalent chromium, mercury, PBB, PBDE, DBP, BBP, DEHP, DIBP, and 0.01% for cadmium, or qualify for an exemption to these limits as defined in the Annexes of Directive 2011/65/EU (RoHS2). Finished electrical and electronic equipment products will be CE marked as required by Directive 2011/65/EU. Components may not be CE marked. Additionally, the part numbers that TE has identified as EU ELV compliant have a maximum concentration of 0.1% by weight in homogenous materials for lead, hexavalent chromium, and mercury, and 0.01% for cadmium, or qualify for an exemption to these limits as defined in the Annexes of Directive 2000/53/EC (ELV). Regarding the REACH Regulation, the information TE provides on SVHC in articles for this part number is based on the latest European Chemicals Agency (ECHA) 'Guidance on requirements for substances in articles' posted at this URL: <https://echa.europa.eu/guidance-documents/guidance-on-reach>

Compatible Parts



Also in the Series | **AMPLIMITE 0.50 Series**



Documents

Product Drawings
28 50SR VERT RCPT ASSY

English

CAD Files

3D PDF

English

Customer View Model



[ENG_CVM_5749721-3_O1.2d_dxf.zip](#)

English

Customer View Model

[ENG_CVM_5749721-3_O1.3d_igs.zip](#)

English

Customer View Model

[ENG_CVM_5749721-3_O1.3d_stp.zip](#)

English

By downloading the CAD file I accept and agree to the [Terms and Conditions](#) of use.

Datasheets & Catalog Pages

[AMPLIMITE Subminiature D Connectors - .050 Series Connector](#)

English

[AMPLIMITE .050 Series D-sub Connectors QRG](#)

English

Product Specifications

[Application Specification](#)

English

Agency Approvals

[UL](#)

English